



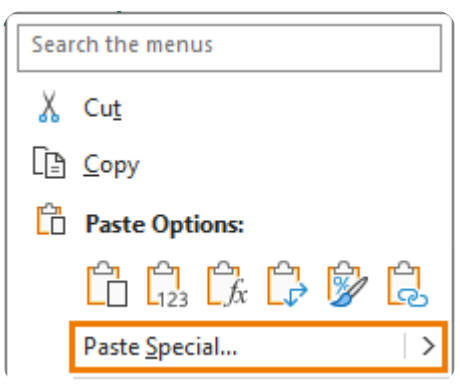
# PASTE SPECIAL TRICKS



File: <https://bit.ly/paste-special>

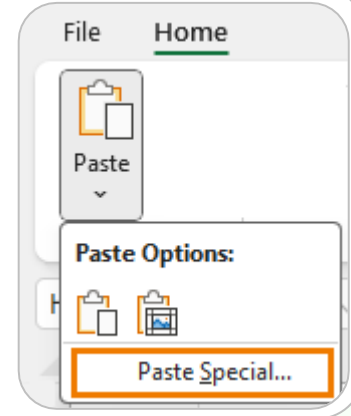
## Method 1

- Copy data to paste
- Select destination cells
- Right-click
- Paste Special



## Method 2

- Copy data to paste
- Select destination cells
- Home tab
- Paste
- Paste Special



## Method 3

- Copy data to paste
- Select destination cells
- Use keyboard shortcut CTRL+ALT+V (Microsoft 365 only) or ALT, E, S (Other Versions)



## Formulas: Paste formulas only without values or formatting



Copy this:  $=C4*(1+D4)$

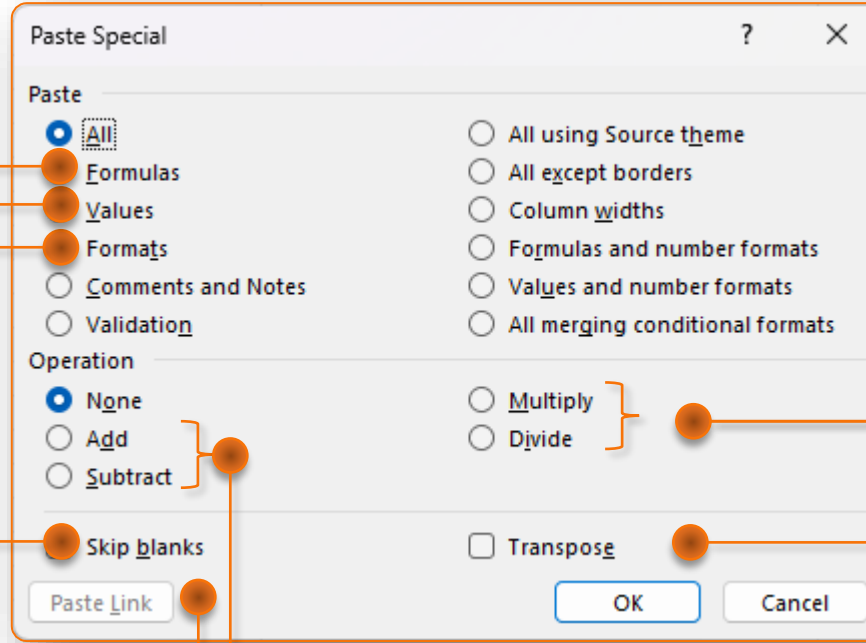
Product	Cost Price \$	Profit %	Selling Price \$
Carretera	20	5%	21
Velo	50	10%	55

Paste here as Formulas:  $=C10*(1+D10)$

Product	Cost Price \$	Profit %	Selling Price
Carretera	22	10%	24.20
Velo	54	15%	62.10

Benefits:

- Rewriting formulas not required
- Preserve latest formatting



## Multiply: Convert values to percentages



Multiplier: 1%

Country	Given Tax Rate
Australia	10
Canada	12
UK	15
USA	17

Final result:

Country	Expected Tax Rate
Australia	10%
Canada	12%
UK	15%
USA	17%

Benefits:

- Convert negatives to positives
- Format values as percentage

## Values: Paste values only without formatting or formulas



Copy this data without headers:

5/10/2021 0:00	\$200.00
5/12/2021 0:00	\$400.00
5/17/2021 0:00	\$600.00

Final result:

Date	Sales \$
5/10/2021	100
5/12/2021	200
5/17/2021	300

Benefits:

- Preserve formatting
- Prevent formula recalculation

## Paste Link: Create a link to the source data



Week	Sales \$
Week 1	100
Week 2	200
Week 3	300
Week 4	400
Total	1,000

Week	Sales \$
Week 1	100
Week 2	200
Week 3	300
Week 4	400
Total	300

Month	Sales \$
Jan	1,000
Feb	300

Benefit: The linked total will auto-update as more sales for February are added

## Divide: Convert annual values to monthly values



Divisor: 12

Product	Annual Budget \$
Carretera	1,200
Velo	2,400
Paseo	3,600
VTT	4,800

Final result:

Product	Monthly Budget \$
Carretera	100
Velo	200
Paseo	300
VTT	400

Benefit: Quickly scale down a large set of values

## Formats: Paste cell formatting



Copy this cell range:

5/10/2021	100
5/12/2021	200
5/17/2021	300

Final result:

6/10/2021	200
6/12/2021	400
6/17/2021	600

Tip: Double click Format Painter to use multiple times

## Add/Subtract: Increase or decrease a value by a fixed amount, resp.



Price Increase: 2

Product	Price \$	Qty	Value \$
Carretera	5	20	100
Velo	10	30	300
Total			400

Copy add value

Qty Decrease: 3

Copy Subtract value

Final result:

Product	Price \$	Qty	Value \$
Carretera	7	20	140
Velo	12	30	360
Total			500

Benefit: Quickly adjust values in bulk

## Transpose: flip rows to columns or vice-versa



Product	Sale Price \$	Cost Price \$	Profit \$
Carretera	120	100	20
Velo	240	200	40
Paseo	360	300	60
VTT	480	400	80

Benefit: Quickly transform data layout to suit needs

## Skip blanks: Paste only non-empty cells



Product	Australia	Canada
Carretera	50	
Velo	20	20
Paseo		30
VTT		

Product	Australia	Canada
Carretera		50
Velo		
Paseo	30	
VTT	10	

Consolidated Sales:

Product	Australia	Canada
Carretera	50	50
Velo	20	20
Paseo	30	30
VTT	10	
Total	110	100

Benefit: Existing data remains intact



WANT TO MASTER MS OFFICE? ENROLL NOW!

EXCEL WORD POWERPOINT

<https://bit.ly/moth-courses>